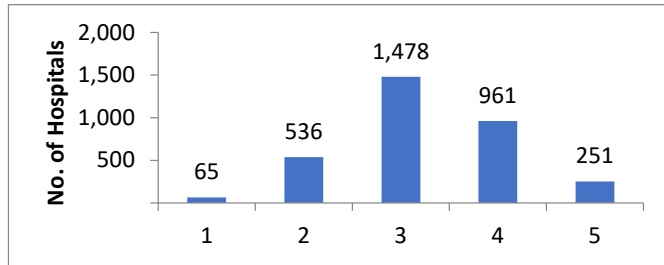


HCAHPS Stars Ratings Distributions for January 2023 Public Reporting (N= 3291 Hospitals)

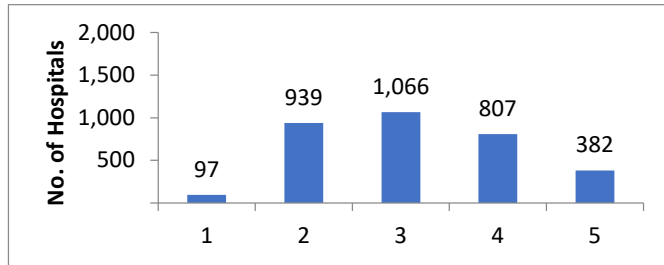
HCAHPS Summary Star Rating

Star Rating	N	%
1	65	2
2	536	16
3	1,478	45
4	961	29
5	251	8



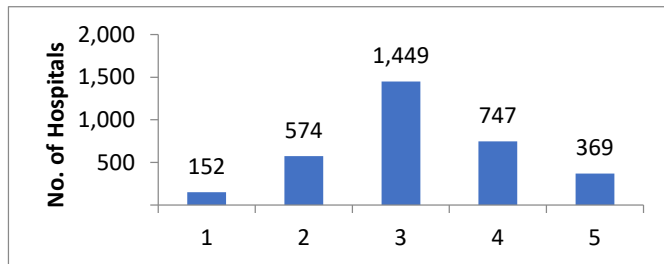
Communication with Nurses

Star Rating	N	%
1	97	3
2	939	29
3	1,066	32
4	807	25
5	382	12



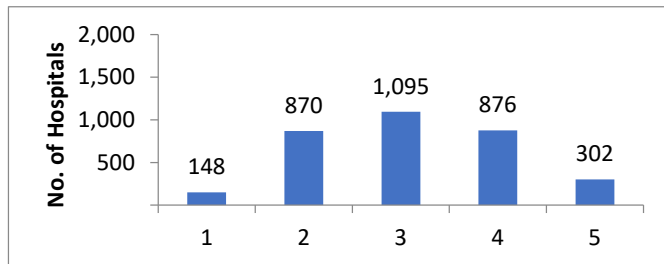
Communication with Doctors

Star Rating	N	%
1	152	5
2	574	17
3	1,449	44
4	747	23
5	369	11



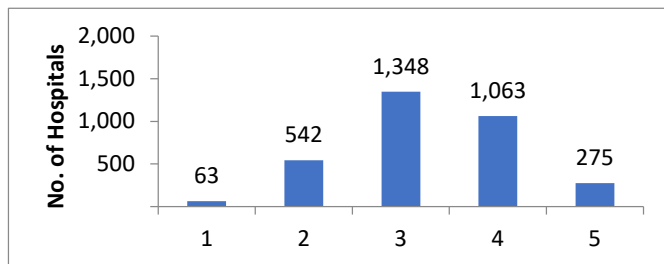
Responsiveness of Hospital Staff

Star Rating	N	%
1	148	4
2	870	26
3	1,095	33
4	876	27
5	302	9



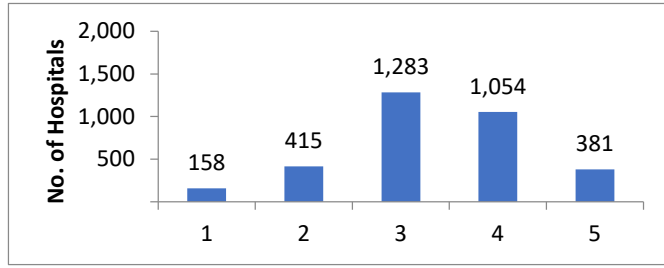
Communication about Medicines

Star Rating	N	%
1	63	2
2	542	16
3	1,348	41
4	1,063	32
5	275	8



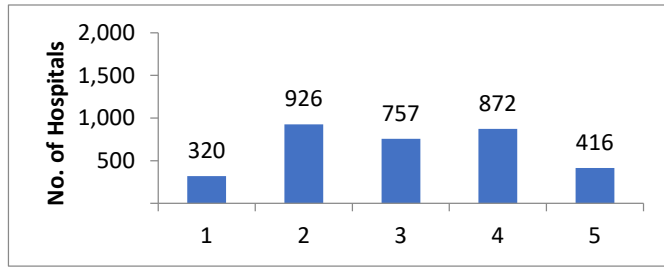
Cleanliness of Hospital Environment

Star Rating	N	%
1	158	5
2	415	13
3	1,283	39
4	1,054	32
5	381	12



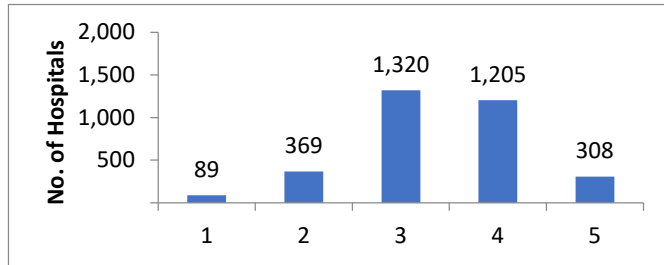
Quietness of Hospital Environment

Star Rating	N	%
1	320	10
2	926	28
3	757	23
4	872	26
5	416	13



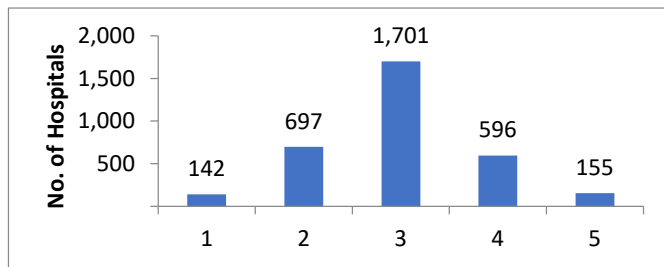
Discharge Information

Star Rating	N	%
1	89	3
2	369	11
3	1,320	40
4	1,205	37
5	308	9



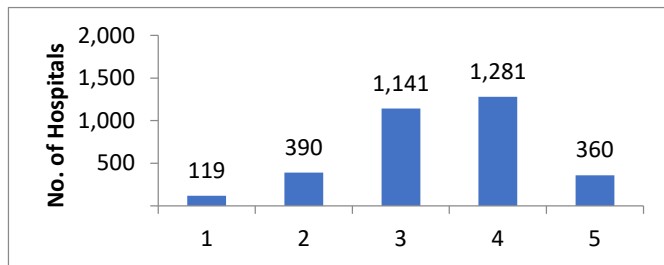
Care Transition

Star Rating	N	%
1	142	4
2	697	21
3	1,701	52
4	596	18
5	155	5



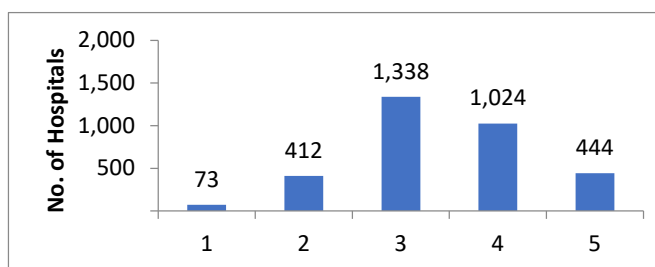
Hospital Rating

Star Rating	N	%
1	119	4
2	390	12
3	1,141	35
4	1,281	39
5	360	11



Recommend the Hospital

Star Rating	N	%
1	73	2
2	412	13
3	1,338	41
4	1,024	31
5	444	13



*These results encompass all hospitals that received HCAHPS scores. Because not all hospitals report their results on Care Compare, the values on that Web site may differ from those shown here.

Notes

3291 Hospitals received HCAHPS Star Ratings in January 2023.

HCAHPS Star Ratings are based on patients discharged between April 2021 and March 2022.

For more information about HCAHPS Star Ratings visit <https://www.hcahpsonline.org/en/hcahps-star-ratings/>.

Please use the following citation when referencing material on this website:

<https://www.hcahpsonline.org> Centers for Medicare & Medicaid Services, Baltimore, MD.

Month, Date, Year the page was accessed.