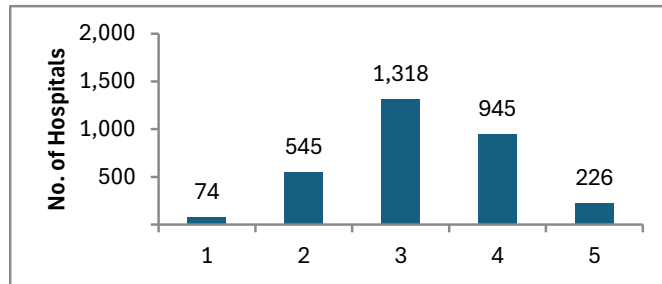


**HCAHPS Stars Ratings Distributions for October 2025 Public Reporting (N= 3108 Hospitals)**

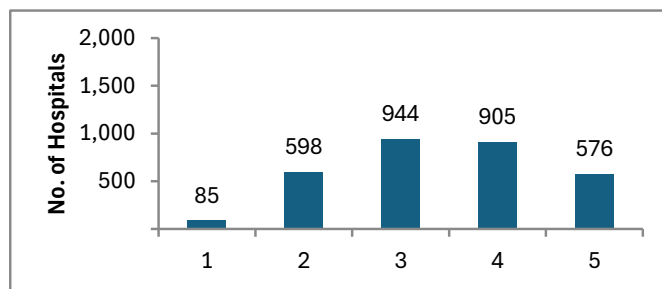
**HCAHPS Summary Star Rating**

Star Rating	N	%
1	74	2
2	545	18
3	1,318	42
4	945	30
5	226	7



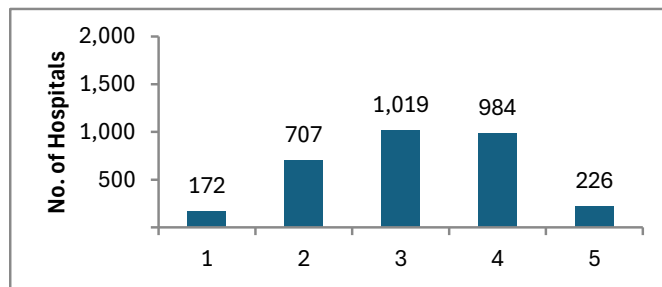
**Communication with Nurses**

Star Rating	N	%
1	85	3
2	598	19
3	944	30
4	905	29
5	576	19



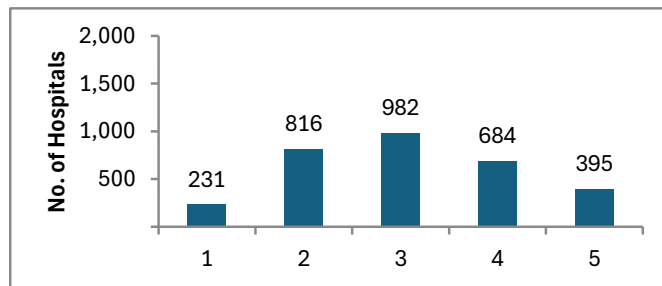
**Communication with Doctors**

Star Rating	N	%
1	172	6
2	707	23
3	1,019	33
4	984	32
5	226	7



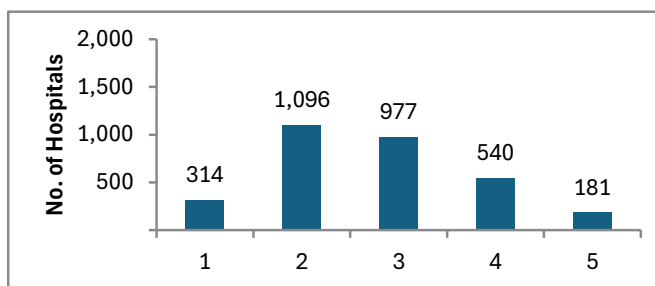
**Responsiveness of Hospital Staff**

Star Rating	N	%
1	231	7
2	816	26
3	982	32
4	684	22
5	395	13



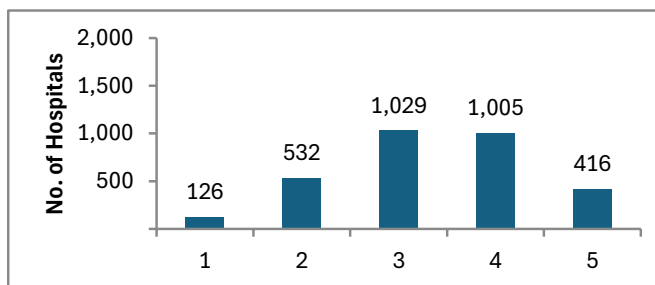
#### Communication about Medicines

Star Rating	N	%
1	314	10
2	1,096	35
3	977	31
4	540	17
5	181	6



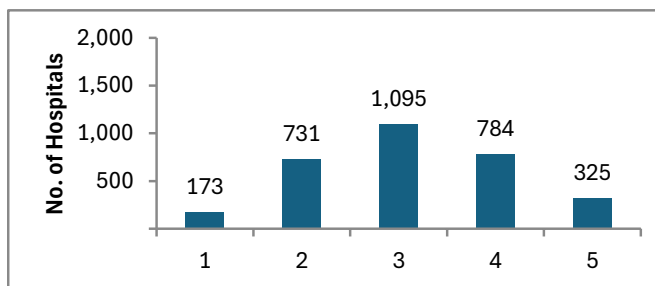
#### Cleanliness of Hospital Environment

Star Rating	N	%
1	126	4
2	532	17
3	1,029	33
4	1,005	32
5	416	13



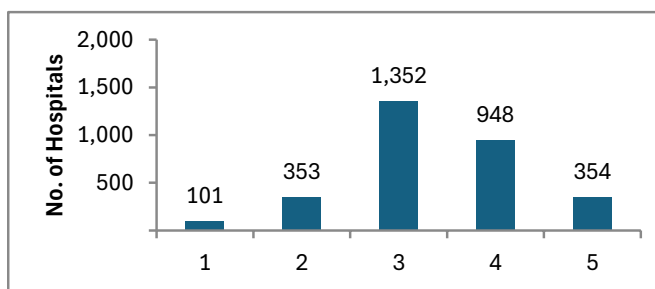
#### Quietness of Hospital Environment

Star Rating	N	%
1	173	6
2	731	24
3	1,095	35
4	784	25
5	325	10



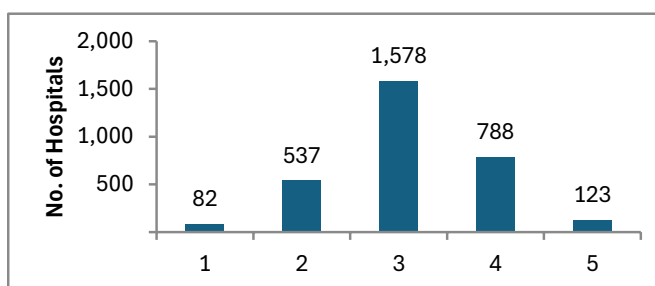
#### Discharge Information

Star Rating	N	%
1	101	3
2	353	11
3	1,352	44
4	948	31
5	354	11



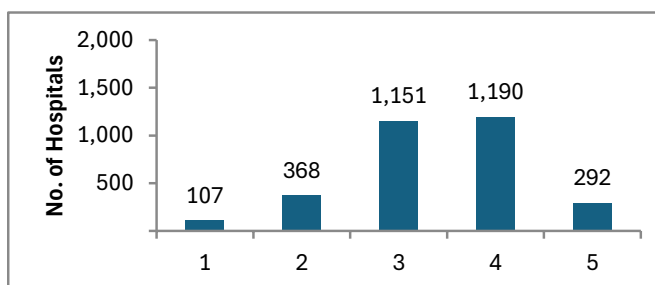
### Care Transition

Star Rating	N	%
1	82	3
2	537	17
3	1,578	51
4	788	25
5	123	4



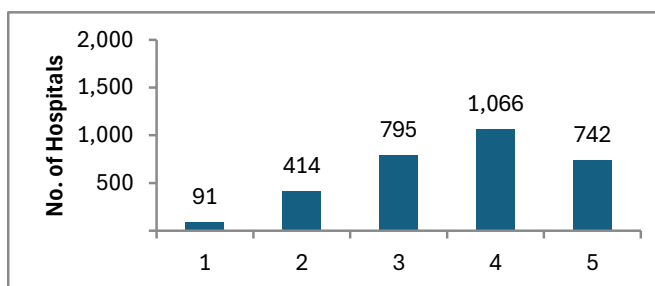
### Hospital Rating

Star Rating	N	%
1	107	3
2	368	12
3	1,151	37
4	1,190	38
5	292	9



### Recommend the Hospital

Star Rating	N	%
1	91	3
2	414	13
3	795	26
4	1,066	34
5	742	24



\*These results encompass all hospitals that received HCAHPS scores. Because not all hospitals report their results on Care Compare, the values on that Web site may differ from those shown here.

### Notes

3108 Hospitals received HCAHPS Star Ratings in October 2025.

HCAHPS Star Ratings are based on patients discharged between January 2024 and December 2024.

For more information about HCAHPS Star Ratings visit <https://www.hcahpsonline.org/en/hcahps-star-ratings/>.

Please use the following citation when referencing material on this website:

<https://www.hcahpsonline.org> Centers for Medicare & Medicaid Services, Baltimore, MD. Month, Date, Year the page was accessed.